

Monday 25th January 2021




Maths

L.O – To compare groups up to 10

Watch the video using the link below

<https://youtu.be/p8Pm3l0g3Lw>

- 1. Make a farmyard scene using toy animals if you have them at home. I have also added some pictures of farm animals for you to cut out below.
- 2. Place the animals in groups e.g all pigs together.
- 3. Choose 2 groups of animals e.g pigs and sheep.
- 4. Count the number of animals in each group and compare the groups using numbers and the language of **more** and **fewer** as the comparison point.

	Place the animals on a 10 frame to help make the comparison between two groups and talk to your grown up. How many are in each group? Which group has more and which group has fewer ? Repeat the activity using different groups of animals.
	Make the comparison between two groups and talk to your grown up. How many are in each group? Which group has more and which group has fewer? Repeat the activity using different groups of animals. What happens if both groups have the same number in them?
	Make the comparison between two groups and talk to your grown up. How many are in each group? Which group has more and which group has fewer? Repeat the activity using different groups of animals. What happens if both groups have the same number in them? Choose a group of animals and then find one group with more and one group with fewer .



Read 'A Squash and a Squeeze' or follow the link here to watch on you tube
<https://www.youtube.com/watch?v=NUisAU7LVxE>

You could re-enact the story using a box or a dolls house to represent the house.

- 1. How does the 'house' feel as the story continues?
- 2. What is happening?
- 3. Why is the story called A Squash and a Squeeze?
- 4. How does the house feel at the end of the story?

