

STATISTICS – TALLY MARKS

Take a look at today’s video, where you can learn about making and counting tally marks.




<https://youtu.be/vNKKwRu6KMg>

Now you can complete the learning below.


More children play the game. Here are the results.







- a) Create a tally chart to show how many of each is shown.
- b) Which choice was the most popular?  
Which choice was the least popular?

Choice	Tally	Number
		
		
		

Children in Year 2 were asked about their favourite sport.



Complete the tally chart to show the results.

Sport	Tally	Number
football 		
rugby 		
tennis 		
cricket 		

Write a question you could ask about the tally chart. These words might help you.

most      least      popular      difference      how many

---



---



---