

Name: \_\_\_\_\_

Date: 1.2.2021

## Block diagrams

Watch this video <https://www.youtube.com/watch?v=wOKTp-6a-QQ> and then complete these problems – either print this sheet or write answers in your book. When drawing tables and charts in your book, use a ruler.

1. Here is data about the colour of cars that passed by Mrs Braid's house one afternoon.

Using bricks, cubes or an online version create a block diagram to show this information in the table below. Show an adult or your learning partner in school.


Colour	Number of cars
White	4
Blue	2
Black	7
Red	3

Online cubes can be accessed on a laptop or mobile device on this link <https://www.didax.com/apps/unifix/>

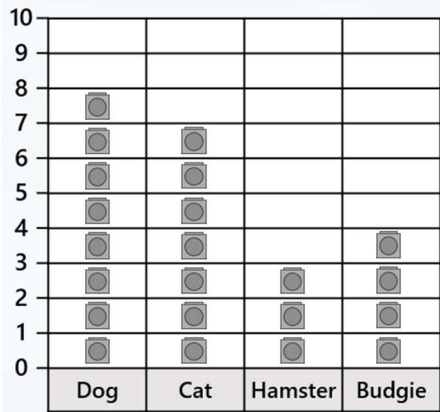


2. Children in Year 2 were asked about their favourite fruit.

Use this information to complete the block diagram.



3. Here is a block diagram to show the pets that the children in Class 2 have.



- How many children have a dog as a pet? \_\_\_\_\_
- How many children have a hamster as a pet? \_\_\_\_\_
- There were \_\_\_\_\_ more dogs than cats.
- There were \_\_\_\_\_ fewer budgies than dogs.

4. The block diagram shows how many times children played on equipment at the park.

a. Which was the most popular equipment?

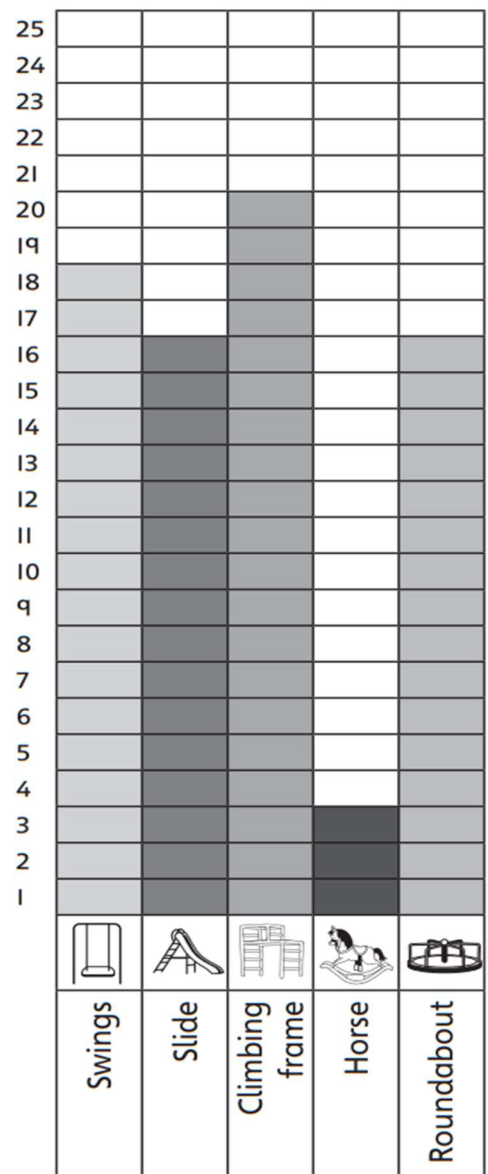
\_\_\_\_\_

b. Which was the least popular equipment?

\_\_\_\_\_

c. How many times were the swings used?

d. How many more times was the slide used than the rocking horse?



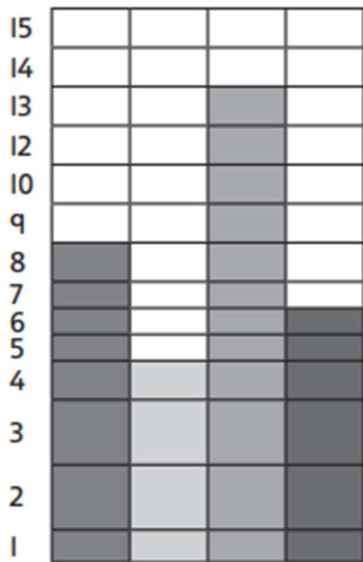
Name: \_\_\_\_\_

Date: 1.2.2021



### Challenge Question:

What mistakes do you see in this block diagram?



---

---