






Name: _____

Date: 4.2.2021

Solving Word problems

Watch this video <https://www.youtube.com/watch?v=yxa-HjtkbCM> and then complete these problems. You can either print this sheet or write answers in your book. When drawing tables and charts in your book, use a ruler.

1. Here are the items needed for another robot.

Item	Tally
	###
	### ### ###
	###
	###
	### ###

a. How many more paperclips are needed than cotton reels?



$$\square - \square = \square$$

a. How many pieces are needed altogether?

2. The diagrams show how 30 children get to school.

a. Complete the tally chart and the block diagram.

b. How many more children walk to school than take the bus? _____

c. Complete the pictogram to show the same information.

10				
9				
8				
7				
6				
5				
4				
3				
2				
1				
	car	bike	walk	bus

Transport	Tally	Number
car		8
bike	###	
walk		9
bus	###	

○ represents 2 children.

Transport	Number
car	
bike	
walk	
bus	

3. Steve is tallying letters in a word.

Letter	Tally
B	/
E	###
K	/
P	/
R	/

It is someone who looks after buzzing insects!



What is Steve's word?

□ □ □ □ □ □ □ □ □

4. Emma and Brody have created pictograms to show how many children in their class have pets.

Emma's Pictogram

Pet	
Rabbit	● ● ●
Cat	● ● ● ● ● ● ●
Hamster	● ●
Dog	● ● ● ● ● ● ●
Goldfish	●

Key

● = 5 children

Brody's Pictogram

Pet					
Rabbit	■	■	■	■	■
Cat	■	■	■	■	■
Hamster	■	■	■	■	■
Dog	■	■	■	■	■
Goldfish	■	■	■	■	■

Key

■ = 10 children



Our pictograms look different.



One of us must have made a mistake.


Do you agree? Explain your answer.




Name: _____

Date: 4.2.2021




This is a pictogram of favourite ice cream flavours.

Each  represents 1 vote.

strawberry	
vanilla	
chocolate	

Draw another pictogram for the same information.

This time each ice cream  is worth 2 votes.

Each  represents 2 votes.

strawberry	
vanilla	
chocolate	

Reflect

Which chart or diagram do you prefer to use? Why?

- _____
- _____
- _____
- _____