





# Monday 8<sup>th</sup> February

## Phonics

Recap the sounds and words we have learnt so far in Reception and find out our new sound for the week with Mrs Clements, watching the video below.

<https://www.youtube.com/watch?v=-fpftz5KlGQ>

After you have watched the video, practise your blending skills by choosing from the chilli challenges below:

 <p>Extra Mild</p>	Suitable for children who are on <b>Grey/Pink 1a</b> reading level- listen to the word for the picture when you say it slowly, draw a line to the initial sound.
 <p>Mild</p>	Suitable for children on <b>Pink 1b/2</b> reading level Draw on the sound buttons, your adult can say the sounds with you to help blend the words. Draw a line to match the word to the picture
 <p>Spicy</p>	Suitable for children on <b>Red</b> reading level Draw on the sound buttons, say the sounds independently to blend and read the word. Draw a line to match the word to the correct picture
 <p>Hot</p>	Suitable for children on <b>Yellow</b> reading level <b>and above</b> . Draw on the sound buttons, independently say the sounds to blend. Read the sentences and work out the missing 'or' sound.



Name: \_\_\_\_\_

08.02.21

L.o- To identify the initial sound in 'or' words.


Say the word for each picture slowly, listening for the initial sound. Draw a line to match the picture to the letter sound.



h




t



c



f



s



h



Name: \_\_\_\_\_

08.02.21


L.o- To blend 'or' words and match them to the correct picture.

Draw on the sound buttons, the first one has been done for you. Remember to look for the 'or' sound. See if you can say the sounds as you touch them. Listen carefully to your adult when they repeat them for you. Draw a line to match the picture to the word you have read.

horn



fork



torn



fort



born



cord





Name: \_\_\_\_\_

08.02.21

L.o- To blend 'or' words and match them to the correct picture.

Draw on the sound buttons, the first one has been done for you. Say the sounds when touching the buttons, try saying them quickly to help blend. Draw a line to match the picture to the word you have read.


short




torch




corn



sort



storm



worn






Name: \_\_\_\_\_

08.02.21


L.o- To blend 'or' words and match them to the correct picture.

Draw on the sound buttons, remember to look for digraphs! Sound out the word, blending the sounds together. Draw a line to match the word to the correct picture.

horse



cornet



porch




morning



thorn



mirror



Extra challenge- make a list of other 'or' words you can think of or find in books.