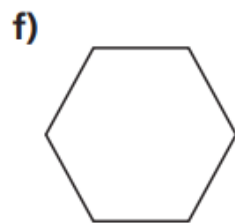
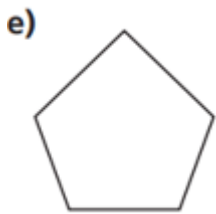
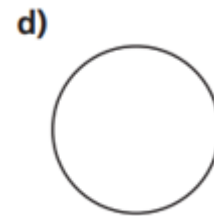
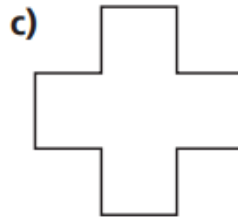
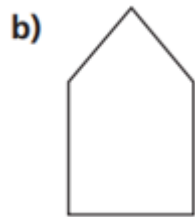


Today you are learning about vertical lines of symmetry. Take a look at the video and then complete the activities below.


<https://youtu.be/Bt-4k2EPkG4>

Please send this learning to your teacher

Draw a vertical line of symmetry on these 2D shapes. (Use a ruler)

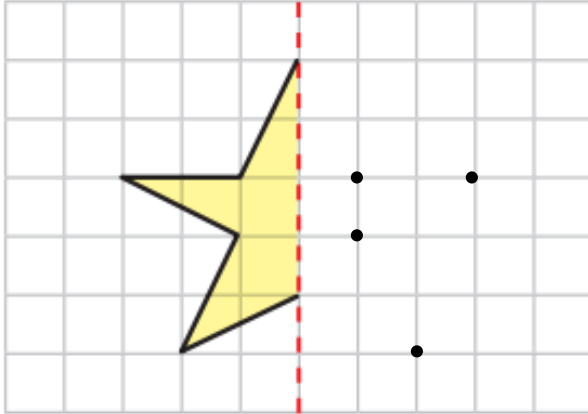


Draw a shape that has 6 sides and a vertical line of symmetry
(Use a ruler)

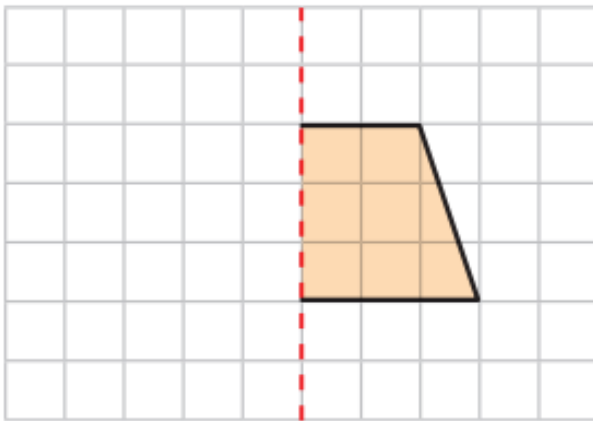


Complete each shape (Use a ruler)

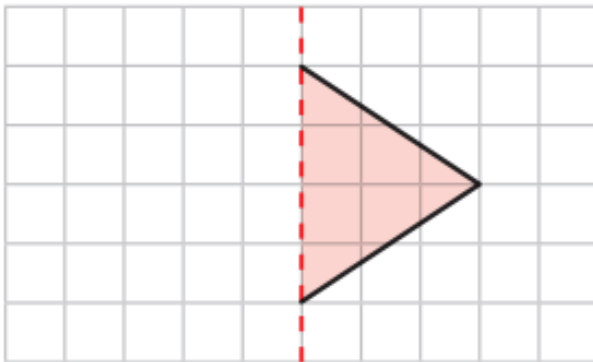
a)



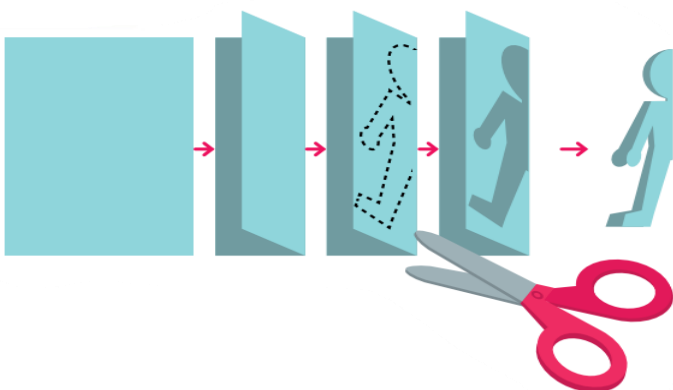
b)



c)



Fun time!



Now you can fold a piece of paper in half and draw a shape.

Then cut through both bits of paper at the same time to see what the whole shape is like.

Then draw on the vertical line of symmetry.