


Making Patterns with 2D shapes

Watch this video <https://youtu.be/yNvsrGMZGxw> and have a go at these questions. You can copy these patterns into your book or print this sheet.

1. Show the repeating part of each pattern. The first one has been done for you.

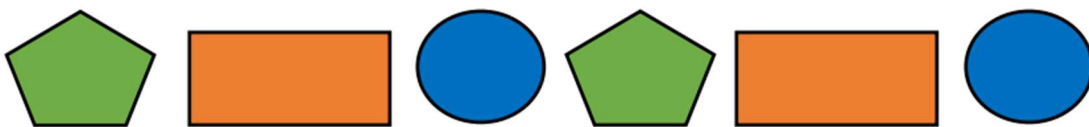


2. Look at this pattern:

a. Circle the set of shapes that repeat.

b. What is the next shape in the pattern, add it on the end.

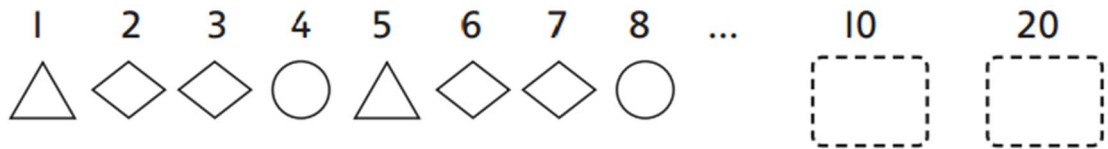
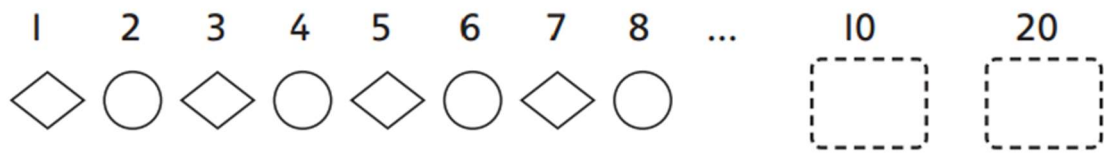
c. What is the 9th shape in the pattern?




3. Draw pictures to represent this pattern:

square, circle, triangle, triangle, square, circle, triangle, triangle

4. Draw the shape that would be in the 10th position and the 20th position for each pattern.



5. Circle the group of shapes that correctly carries on the pattern.



6. Draw the next four shapes.





Challenge questions

7. Complete these grids by following the patterns.

a)					b)				

8. Design your own pattern question.

1	2	3	4	5	6	7	8	9	10

Complete the pattern using one of these options.

A:		C:	
B:		D:	