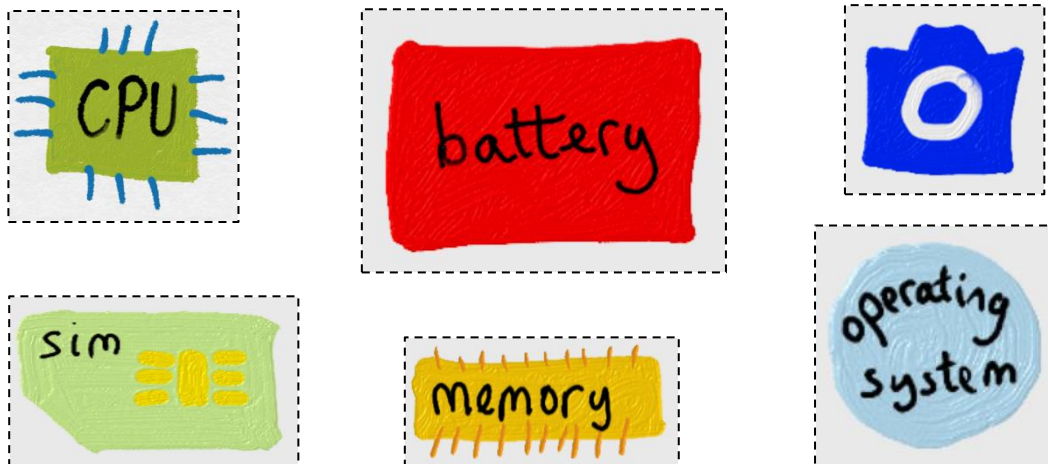


Inside a mobile phone



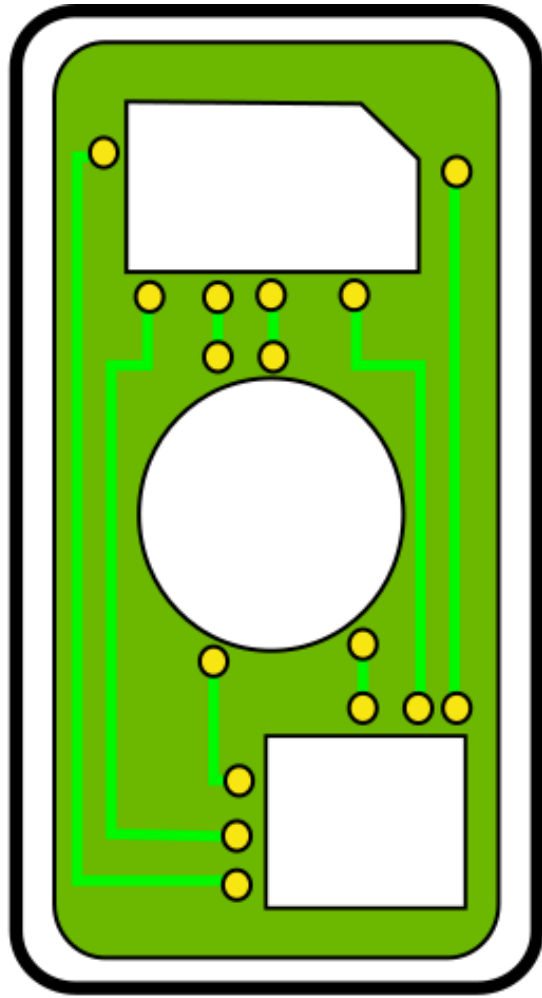
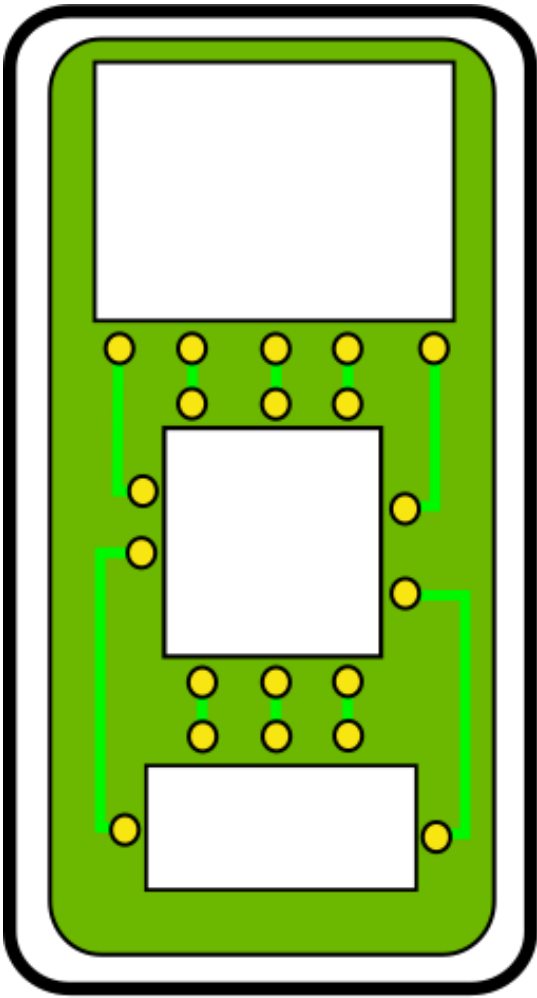
Find out what is inside a mobile phone by building your own paper model.

1. Create your own mobile phone by folding page 2 in half and half again. (You can fold a piece of paper and draw the outline of a mobile phone if you cannot print page 2)
2. Cut out the components below and find out where they fit in your mobile phone. (You can also draw the components if you cannot print them)
3. Make a list of tasks you can do with a mobile phone

Things that are inside my mobile phone:



This can be easily turned into a 2 player game using a dice and two copies of the activity sheet. Take turns throwing the dice, to collect parts of your own phone: 6 = CPU, 5 = Memory, 4= Battery, 3 = Sim, 2 = Camera, 1 = Operating System



"Inside my mobile"
resources available
[www.warwick.ac.uk/
wmgoutreach/technology](http://www.warwick.ac.uk/wmgoutreach/technology)