

L.O. To use my sounds to write sentences.

Read the below sentences to your child.

There are 3 sets to choose from, the third set being more of a challenge.

Encourage them to say the sentence out loud and count how many words there are in it. To help remember the number of words, small counters/toys can be used, each one representing a word. At school, we encourage the children to move the counter out of the way once they have written the word.

You can print out the pictures on the following pages or write the sentences into your yellow exercise books. You might find it useful to have your teddy book and sound mat to hand.

Sentences for set 1 (first page of pictures):

1. A cat in a hat.
2. Get to the top.


Sentences for set 2 (second page of pictures):

1. Tools in the shed.
2. Eric has a chat with his dad.

Sentences for set 3 (third page of pictures):

1. A crab crept into a crack in the rock.
2. A drip from the tap drops in the sink.

Set 1



---

---



---


---

Set 2



---

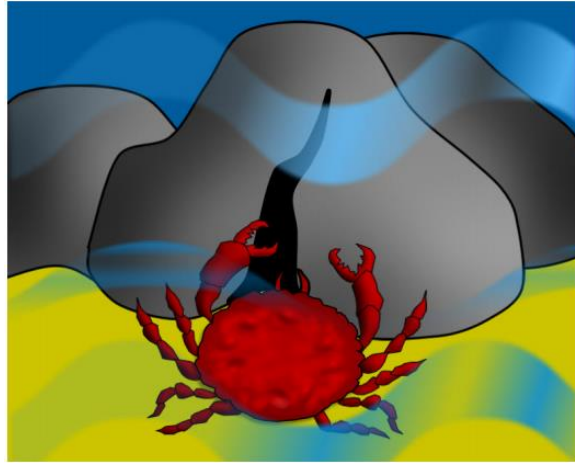
---



---

---

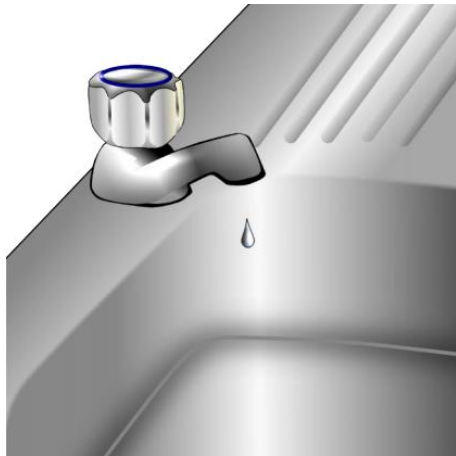
---



---

---

---



---

---

---