

Maths/Expressive Arts and Design




Design and make a bin lorry for the refuse collectors.

You can decide on the rubbish they will collect and how it will work.



Use recycled materials to make your model.

Once you have made your model, choose from the following chilli challenges:

	Name the 3D shapes you have used in your model, tell another person in your house.
	Name the 3D shapes you have used in your model, explain why they are a cube rather than cylinder for example.
	Name the 3D shapes you have used in your model. Describe the properties of the shapes you have used. Draw a picture of your bin lorry and label the different shapes. Can you find out the names of any 3D shapes you have used that we haven't learnt the names of?

Use the 3D Shapes Properties vocabulary word mat on the home learning page to help understand the terms we use in maths to describe 3D shapes.