




Phonics

Today we are focussing on writing sentences using our sounds. The chilli challenge table below shows the sentences to go with the set of pictures.

Please say the sentence slowly to your child for them to write next to the correct picture. Encourage them to segment the words independently, particularly for the spicy and hot chilli challenges.

To help them remember the sentence, say it first and then repeat it a few times together.

	<p>Have the sound mat from your home learning folder to hand. If your child finds letter formation a challenge, they can say the sounds they hear and either trace over your writing in a light felt pen (e.g. yellow) or copy underneath your writing. Please encourage them to write the letters of the sounds they can hear independently.</p> <ol style="list-style-type: none">1. A pin on a map.2. A nap in a cot.3. A pup in the mud4. I got off the bus
	<p>Have the sound mat from your home learning folder to hand. Your child should independently segment all of the words in each sentence. Try to remind them to include finger spaces and full stops.</p> <ol style="list-style-type: none">1. I like looking at books with Fred.2. Bow down to the king and queen.3. There are lots of goats on the farm.4. Dad put his tools in the shed.
	<p>Have the sound mat from your home learning folder to hand. Your child should independently segment all of the words in each sentence. Try to remind them to include finger spaces and full stops.</p> <ol style="list-style-type: none">1. The clown did tricks with the chimpanzee.2. I can hear an owl hoot at night.3. Gran planted the tree next to the bench.4. The starfish floated past the seaweed.

You will only need to print the page that matches the chilli challenge your child is going to complete.



Segmenting sentences

Listen carefully to your adult say the sentence. Write the sentence on the lines next to the picture.



1.



2.



3.



4.




Segmenting sentences


Listen carefully to your adult say the sentence. Write the sentence on the lines next to the picture.



1. _____



2. _____



3. _____



4. _____



Segmenting sentences

Listen carefully to your adult say the sentence. Write the sentence on the lines next to the picture.




1. _____



2. _____



3. _____



4. _____
