


# Maths Halving

L.o- To begin to understand halving.









Listen to the story 'Give me Half'

<https://www.youtube.com/watch?v=GbWFfWwyB5s>

Half means to split something into 2 equal pieces/amounts.

Explore halving by completing the following:

 <p>Mild</p>  <p>Spicy</p>  <p>Hot</p>	<ol style="list-style-type: none"><li>1. Make a piece of toast and cut it in half</li><li>2. Find a cake or piece of fruit, can you cut it in half?</li><li>3. Using a jug of water, can you pour it between 2 cups to find what half looks like?</li></ol>
 <p>Spicy</p>  <p>Hot</p>	<ol style="list-style-type: none"><li>4. Find 6 biscuits, how many would you have if you had half of them and gave the other half to a member of your family?</li><li>5. Find 8 toys, how many would you have if you had half of them?</li></ol>
 <p>Hot</p>	<ol style="list-style-type: none"><li>6. I have a tower of 10 bricks, can you make a tower that is half the height of mine?</li><li>7. Find 14 small objects, if your mum had half and you had half, how many would you have each?</li></ol>