

This week we will be revising and learning more about time.



Take a look at this page. Ask an adult to read it if you are not sure what it says.

Then use the clock faces on the following sheet to draw some quarter past and quarter to times. Write your times underneath each clock. Remember the hour hand is shorter than the minute hand.

Telling time to the quarter hour

Discover



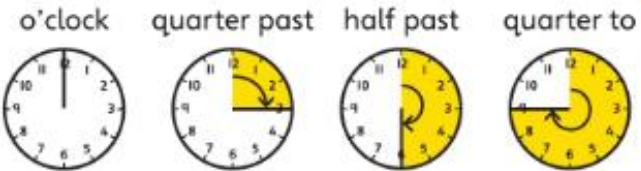
- 1 a) What time will the  be fed?
- b) What time will the  be fed?

Share

a)


What if the minute hand travels a quarter of the way around the clock?


We call it **quarter past**. When there is quarter of an hour to go until the next o'clock we call it **quarter to**.



The  will be fed at quarter past 5.



b) The  will be fed at quarter to 6.



We are learning to draw the times of quarter past and quarter to the hour

