




We are completing this activity at school this week. If you are continuing to learn at home, please take a photograph of this piece of learning and send it to your child's class email. Thank you.

## Holiday News

We would like you to share your holiday news with us. You can use this template or write in your exercise book if you have space in it.


Remember to use the following to help write your sentences:

- Think it, say it, write it- to help remember your sentence and the sequence of words.
- Use your sounds, say the words slowly to help identify the order of the sounds. (If your child finds segmenting words a challenge, say the words slowly for them, encourage them to write the initial sound and some sounds they hear)
- Use your phoneme mat and teddy word book
- Finger spaces between each word
- Full stop at the end of your sentence
- Read your writing back using your sounds to check it makes sense and the words say what you had planned.

	Write 1 sentence about your holiday news.
	Write 2 sentences about your holiday news.
	Write 3 sentences about your holiday news, try and add some detail to make your writing interesting. E.g. rather than 'I went to the park', you could change it to 'On Tuesday I went to the park'.

## Holiday News

L.o- To use my sounds and teddy word knowledge to write about my holiday news.



---

---

---

---

---

---

---

---