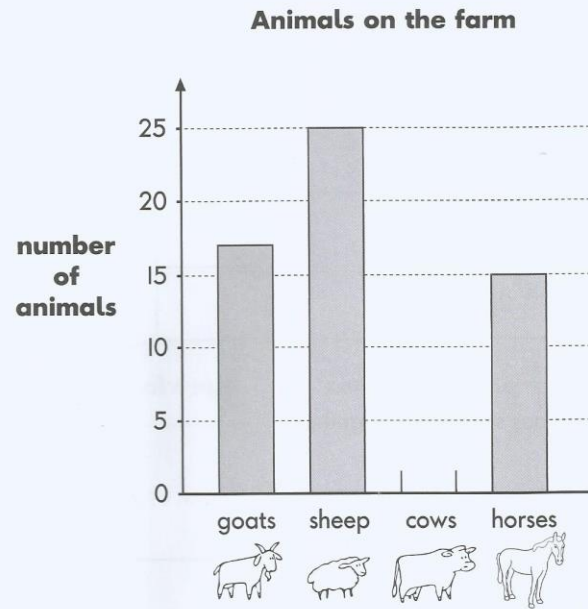


We are learning to interpret and answer questions about graphs and charts.

Here is a graph.





The farm has **more** sheep than horses.

How many more?

The farm has **5 more** cows than horses.

Complete the graph to show the number of cows.

Some children counted the number of books and CDs at home.

	Books 	CDs 
Jim	72	52
Ryan	21	49
Lucy	62	32
Dan	48	48
Sara	28	56

Two children have **fewer** CDs than books.

Which children?

and

Who has **twice** as many CDs as books?