
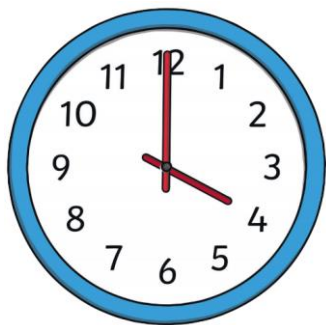
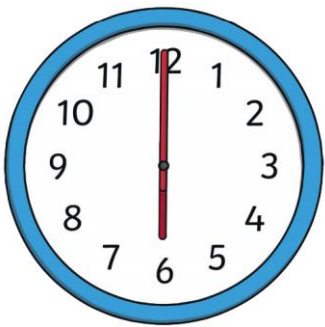
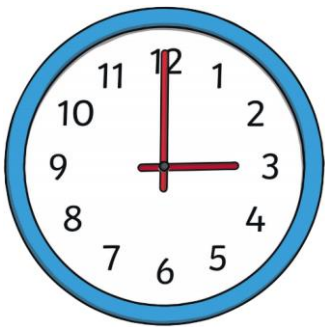
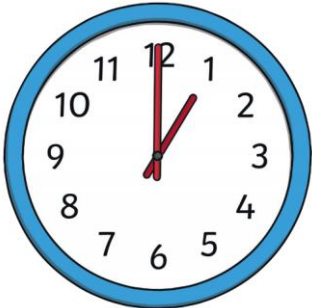




What time is it?

L.o- To read o'clock times.

Cut out the written o'clock times on the next page. Read each clock, sticking the matching written time next to it.





Cut these times out to stick onto the previous page, next to the clock that shows the matching time.

4 o'clock

3 o'clock

1 o'clock

6 o'clock

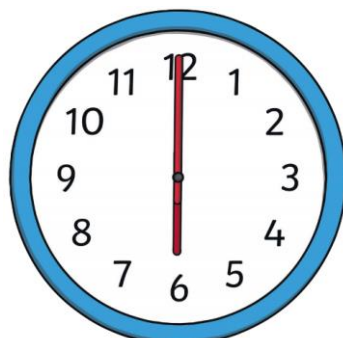
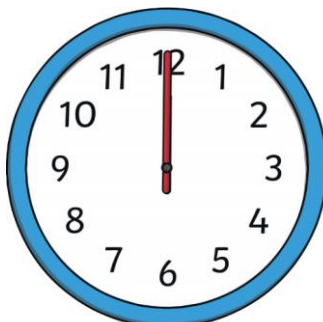
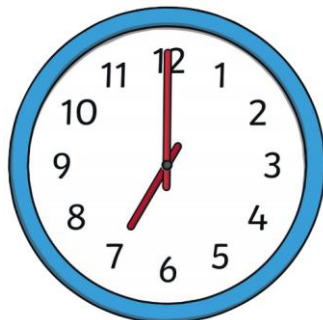
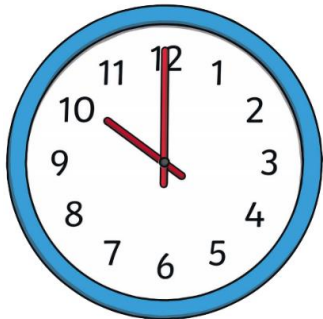
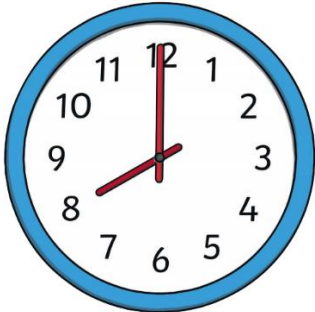
2 o'clock



What time is it?

L.o- To read o'clock times and begin to read half past times.

1. Cut out the written o'clock times on the next page. Read each clock, sticking the matching written time next to it.





Cut these times out to stick onto the previous page, next to the clock that shows the matching time.

12 o'clock

10 o'clock

8 o'clock

6 o'clock

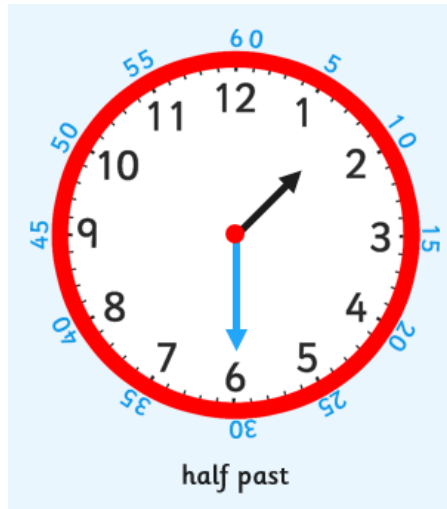
7 o'clock

Please see the next part of the task on the next page




When it is 30 minutes past the hour we say 'half past' the hour.


For half past times, the minute (long) hand is always on the 6 and the hour (short) hand is between one hour and the next. As shown below.




2. Read the half past times below and fill in the missing number.



Half past _____



Half past _____




Half past _____




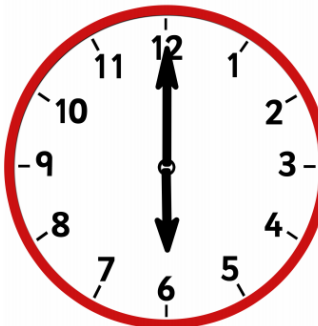
What time is it?


L.o- To read o'clock times and half past times.


Cut out the written o'clock and half past times on the next page. Read each clock, sticking the matching written time next to it.



















Cut these times out to stick onto the previous page, next to the clock that shows the matching time.

half past 8

9 o'clock

Half past 11

5 o'clock

Half past 9

6 o'clock

12 o'clock

Half past 10

Half past 1