




Phonics

This activity will be completed at school so no need to complete at home before or after your sessions at school.

This week we are revising the trigraph sounds 'ear', 'air' and 'igh'.

Cut out and sort the pictures into the relevant column to show which trigraph sound is in the word e.g. staircase would go into the 'air' column.

Once you have done that, choose from the chilli challenges below:

 <p>Mild</p>	<p>Choose 2 pictures from each column and write the word to match using your phonics to help. Remember to use the trigraph from the sheet to help. You can write these words on the back of the page you stuck the pictures to.</p>
 <p>Spicy</p>	<p>Choose 1 picture from each column and write a sentence for each word. E.g. I went up the stairs. You can write these sentences on the back of the page you stuck the pictures to.</p>
 <p>Hot</p>	<p>Choose 2 pictures from each column and write a sentence for each word. You can write these sentences on the page of the page you stuck the pictures to.</p>

Name: _____

WB 08.07.20

Cut out the pictures and sort them to match the trigraph sound in the word

L.o- To identify the trigraph sounds in words to match the pictures.

air	ear	igh

Don't forget to use your sounds to write the word/sentences using your chosen pictures from the above chilli challenges on the back of this sheet.

