




	Activities	Session 1	Session 2	Session 3
Monday	<p><b>1:1 readers</b></p> <p><b>'f' for friend</b>- draw a picture for a friend, practice writing 'from xxxx'</p> <p>Funky finger activities available – rubber bands on pine cones, draw f in sand/salt, fork to paint hedgehog/fox.</p>	<p><b>Physical development-PE</b> Fundamentals Unit 2 – At the circus – L.O – to develop balancing</p> <p>Intro – identify what we might see at the circus. Play circus music, chn jog around.</p> <p><b>Can chn stop when music stops?</b></p> <p>Jumping like a trapeze artist, tightrope walker in straight line, clown juggling and skipping around the space.</p> <p>Stations –</p> <ol style="list-style-type: none"> <li>1. Tightrope walking on upturned bench</li> <li>2. Balance beanbag on head from a-b</li> <li>3. Tightrope tracks using skipping ropes.</li> </ol>	<p><b>Phonics</b>- See Monster Phonics planning document – Reciew to the 'f' sound and introduce 'ff' sound.</p>	<p><b>Maths</b>- L.O –To explore the characteristics of everyday objects and shapes and use mathematical language.</p> <p>Introduction to sorting- resources to be found on home learning page.</p> <p> Look at image of football. <b>What words could you use to describe this?</b></p> <p>Encourage to look at shape, size, pattern of ball</p> <p>Lets look- Identify 2 things the same about the 2 objects, 2 differences and if there are any other differences</p> <p>Get active- Chn to find an interesting object in classroom, compare object with a partner- identify similarity and difference.</p>
Tuesday	<p><b>Sorting treasures</b>- chn to find 5 small treasures from around classroom. As a group sort into 2 groups. Offer starting point e.g. colour/ any physical features.</p> <p>Letter templates with envelopes and stamps in writing area</p>	<p><b>Maths</b>- Lo.- To sort objects into 2 distinct groups</p> <p> Discover-Look at the image :<b>Can you spot something that has been put in the wrong place? How many paintbrushes are there? How many glue spatulas are there? How many things in the jar altogether?</b></p> <p><b>How could you sort them? What could we sort them into?</b> (use real objects to explore)</p> <p><b>Are there any other objects that need sorting?</b></p> <p>Share-</p> <p> <b>What does Dexter do to sort the objects? How does that help? Have the objects been sorted correctly?</b></p>	<p><b>Phonics</b>- see Monster Phonics Planning document</p> <p>Revisit of 'l' and introduce 'll'</p>	<p><b>PSED</b>- Circle time</p> <p>Being imaginative- playing together.</p> <p>Talk about how we are kind to others e.g. allowing others to join in with our games, listening to their ideas etc.</p> <p>What do you play at lunchtime? Share ideas, talk about how if it is a sensible/kind game and how it could be changed.</p> <p>Teach chn the game duck duck goose to play at lunch/playtime.</p>



Playtime 09:55am-10:15am

Lunch 11:45am-1:00pm



# Reception Weekly Plan, Hedgehogs and Foxes Week beginning 9th November 2020 'Pirates'



<p style="writing-mode: vertical-rl; transform: rotate(180deg);">Wednesday</p>	<p><b>Bee bots</b>- Program the bee bot to navigate the treasure map, Tapestry obs.</p> <p><b>Word hunt</b> – go, no, going, are, my</p>	<p><b>Maths</b> – L.O – To understand there is more than one way to sort objects</p>  <p>Which animals are in the picture? What do they look like? What is same/diff? How can you sort them? Is there another way? Can you sort into more than 2 groups?</p>	<p><b>Phonics</b> See Monster Phonics planning – Keyword focus</p>	<p><b>UtW</b> – Preparing for Diwali and Celebrating Diwali 'Let's Celebrate' Cbeebies</p>
<p style="writing-mode: vertical-rl; transform: rotate(180deg);">Thursday</p>	<p><b>1:1 reading</b></p> <p>From a group of objects spot the <b>odd one out</b>. Can chn explain how same/diff using colour, size or shape. Confidently identify object that is diff using term "Odd one out"</p>	<p><b>Physical development</b>-Yoga –Cosmic kids – Pirates.</p> <p><b>Phonics</b> – Revise flashcards so far, sounds and keywords.</p>	<p><b>Maths</b> – Sort the vehicles by vehicle, size or colour.</p>  <p>How many toys are there? What sort? What is the same/different? How could you sort them into 2 groups? Why have you sorted them like this? Is there another way to sort the toys? How many different ways are there to sort the toys?</p>	<p><b>Handwriting &amp; Library</b></p> <p>Handwriting- i formation in Nelson Phonics handwriting books</p> <p>Library- choose a new book to take home if previous book has been returned.</p>
<p style="writing-mode: vertical-rl; transform: rotate(180deg);">Friday</p>	<p><b>Sorting in pairs</b> – choose 5 natural things to sort and explain criteria</p> <p><b>1:1 readers or observations</b></p>	<p><b>Music</b> – Charanga Spring 1, Everyone, week 1. Listen to 'We are family' by Sister Sledge. Talk about song afterwards. Intro concept of Pulse (steady beat). Listen to 'If you're happy and you know it'. Find the Pulse and tap different parts of body to match. Learn song, humming, copying actions.</p>	<p><b>Phonics</b> See Monster Phonics planning – Revise 's' and introduce 'ss'</p>	<p><b>UtW</b> - Celebrating Diwali 'Let's Celebrate' CBeebies</p>