

Lesson 6: Using a computer responsibly

Year 1 – Computer Systems and Networking – Technology around us


Lesson 6: Using a computer responsibly

To create rules for using technology responsibly

- I can identify rules to keep us safe and healthy when we are using technology in and beyond the home
- I can give examples of some of these rules
- I can discuss how we benefit from these rules

What rules do we have in school?

Think, pair, share



Why do we have these rules?

- To stay safe
- To make sure we are all happy
- So that we can learn
- To help us to be kind to each other

Why do we have these rules?

To be safe



To stay happy



To learn



To be kind to each other



What rules should we have for using computer technology?



Rules for using computer technology

- Hold your device carefully
- Stop using your device when someone is talking to you
- Take turns with your partner
- Use only the apps you have been asked to use

Where would these rules go on our chart?

Can you think of any other rules?

To be safe



To stay happy




To learn



To be kind to each other



Examples of technology





Desktop computer




Laptop computer

Computer mouse or trackpad



Not all computer mice or trackpads look the same, but they do the same thing.

Computer keyboard



Not all keyboards look the same, but they do the same thing.

Why do we have rules for using computers?

To be safe



To stay happy



To learn



To be kind to each other



How confident are you? (from 1 to 3)

- I can identify rules to keep us safe and healthy when we are using technology in and beyond the home
- I can give examples of some of these rules
- I can discuss how we benefit from these rules

3 = very confident



2 = unsure



1 = not confident



What you learned

In this lesson, you...

Learned how to use a computer safely and responsibly